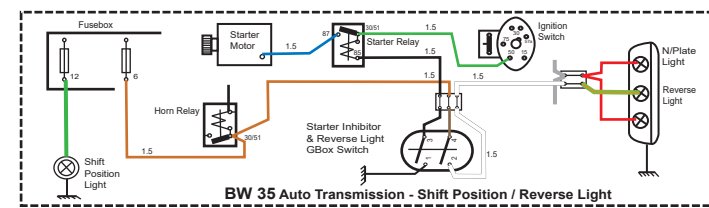
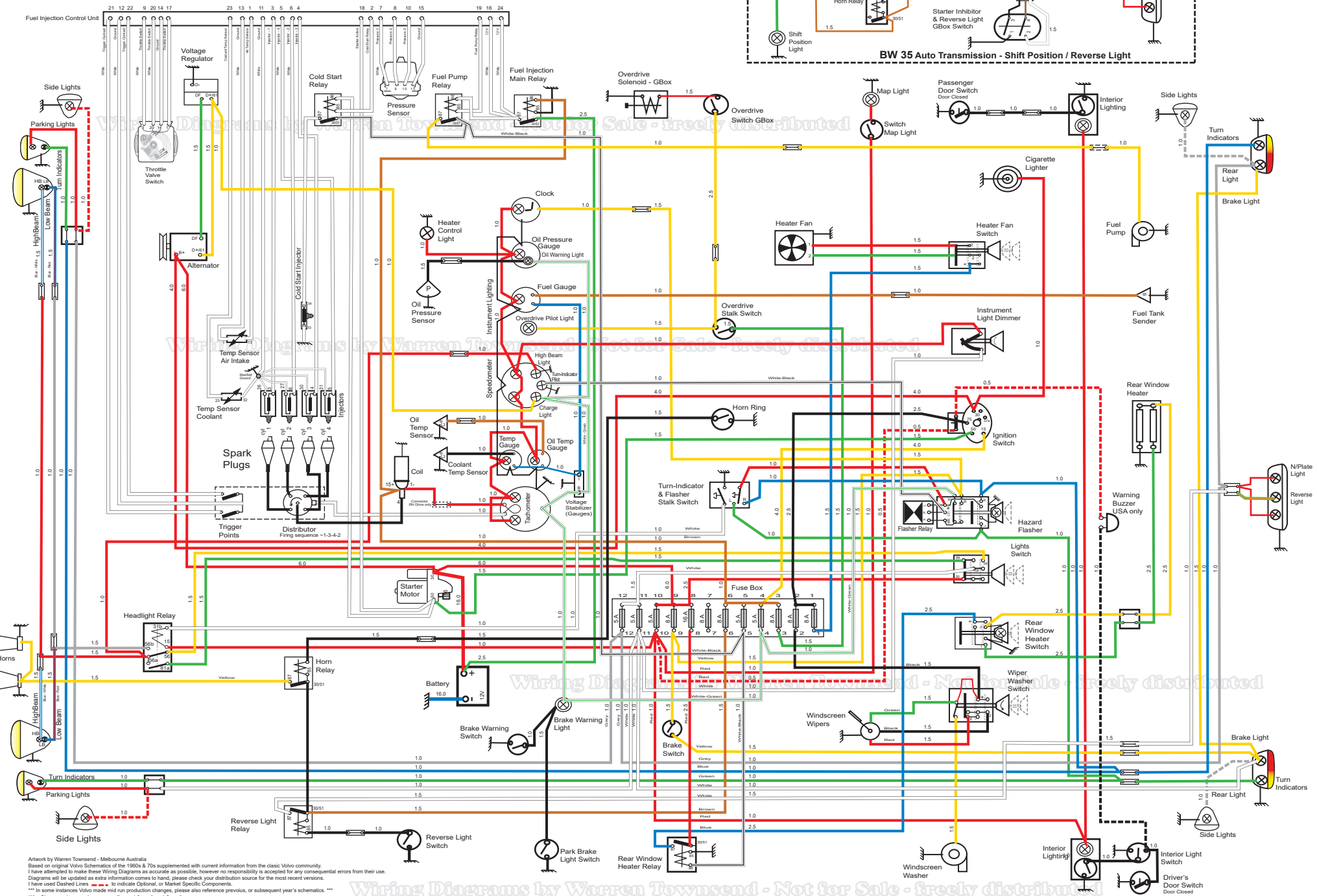
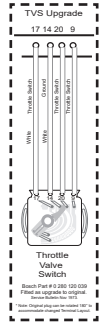


# 1971 Volvo 1800E - Wiring Diagram - (Chassis # 32800 to 37549) Model U

Wiring Diagram Version: V3.2 Date: Feb 2025



Work by Warren Townsend - Melbourne Australia  
Based on original Volvo Schematics of the 1960s & 70s supplemented with current information from the classic Volvo community.  
I have attempted to make these Wiring Diagrams as accurate as possible, however no responsibility is accepted for any consequential errors from their use.  
Diagrams will be updated as extra information comes to hand, please check your distribution source for the most recent versions.  
I have used Dashed Lines --- to indicate Optional, or Market Specific Components.  
\*\*\* In some instances Volvo made mid run production changes, please also reference previous, or subsequent year's schematics. \*\*\*  
Wire Sizes are shown as "mm squared", e.g. 1.0 mm<sup>2</sup>, or 1.5 mm<sup>2</sup>